

Features

- Input Voltage: 176~264V AC
- Cooling by built-in fan
- -30~+70°C working temperature
- Efficiency up to 86%
- Protection: OLP, OVP, SCP
- 2 Years Warranty



CE CB FCC RoHS REACH

Certified to EN 62368-1/IEC 62368-1 & CE, CB, FCC, RoHS, REACH Standards and complies with the relevant Efficiency Regulations. These are primarily used in ITE, Audio & Video Industries and customised solutions are available upon request.

Models

Model Number	DC Voltage (V)	Rated Current (A)	Rated Power (W)	Efficiency (%)	Ripple & Noise (mVp-p)
64A-450FGF-12	12	37.5	450	84	≤150mVp-p
64A-450FGF-15	15	30	450	84	≤150mVp-p
64A-450FGF-24	24	18.8	451.2	84	≤250mVp-p
64A-450FGF-27	27	16.7	450.9	85	≤250mVp-p
64A-450FGF-36	36	12.5	450	85	≤250mVp-p
64A-450FGF-41.5	41.5	10.8	448.2	86	≤250mVp-p
64A-450FGF-48	48	9.4	451.2	86	≤250mVp-p

Input Specifications

Input Voltage	176~264VAC
Input current	230VAC/5A
Frequency Range	47~63Hz
Inrush Current	110A/230VAC cold start
Leakage Current	<3.5mA/240VAC

Output Specifications

Voltage adj. Range	±10.0%	All
Set up, Rise Time	3000ms, 50ms/230VAC load 100%	
Hold up Time	15ms/230VAC load 100%	
Line Regulation	±0.5%	All
Load Regulation	±1.5%	All
Output Voltage	±1.0%	All

Safety & EMC

EMS	Design refer: EN55035; EN61000-4-2,3,4,5,6,8,11
Harmonic current	Design refer: GB17625.1; EN61000-3-2, -3 limited
EMC	Design refer: EN55032, Class A
Safety standard	Design refer: GB4943/UL1012
Withstand voltage	I/P-O/P:3KVac/7mA; I/P-CASE: I/P-CASE:1.5KVac/7mA; O/P-CASE: O/P-CASE:0.5KVAC/7mA 1min for each test
Isolation resistance	I/P-O/P:100M ohms; I/P-Case:100M ohms; O/P-Case:50M ohms

Protection

Over voltage	13.5 ~ 16.5V	12v
	17.2 ~ 19.5V	15v
	27 ~ 33V	24v
	30 ~ 40V	27v
	41 ~ 49V	36v
	46.5 ~ 53V	41.5v
	54 ~ 64V	48v
	Limited voltage type, automatic recovery after overpressure	
Overload	110~160% rated Hiccup mode, It can automatically resume normal operation after eliminating overload	
Short circuit	Power supply protection after short circuit in the output end, the output can be automatically restored after the short circuit is eliminated	

Environmental Characteristics

Working Temp & Humidity	-30~70°C 20%~95%RH no condensing (refer to derating curve)
Storage Temp & Humidity	-40°C~85°C 10%~95%RH no condensing
Vibration	10~500Hz,2G, 10min/1 cycle, 60min.each along X,Y, Z axes six sweep cycles
Impact	20G, last 11mS, 3 impacts along X, Y and Z axes
Altitude	The ambient temperature derating of 0.6 °C/100m for operating altitude higher than 2000m

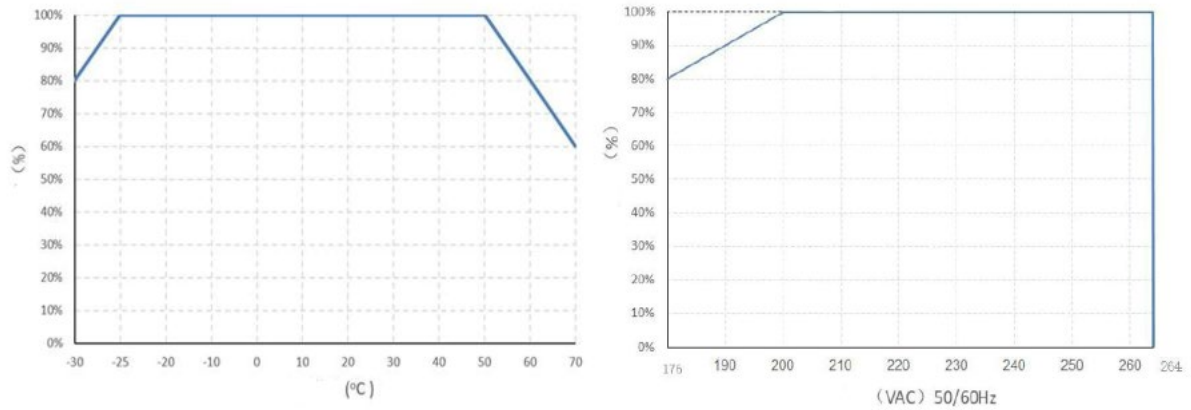
Other Information

MTBF	Under 25°C:300000Hrs, MIL-217 Method
SIZE	215*115*30mm (L*W*H)
Packing	0.65Kg/pc,20pc/ctn, 14KG/carton
Cooling mode	With fan
Extension mode	Block with cover

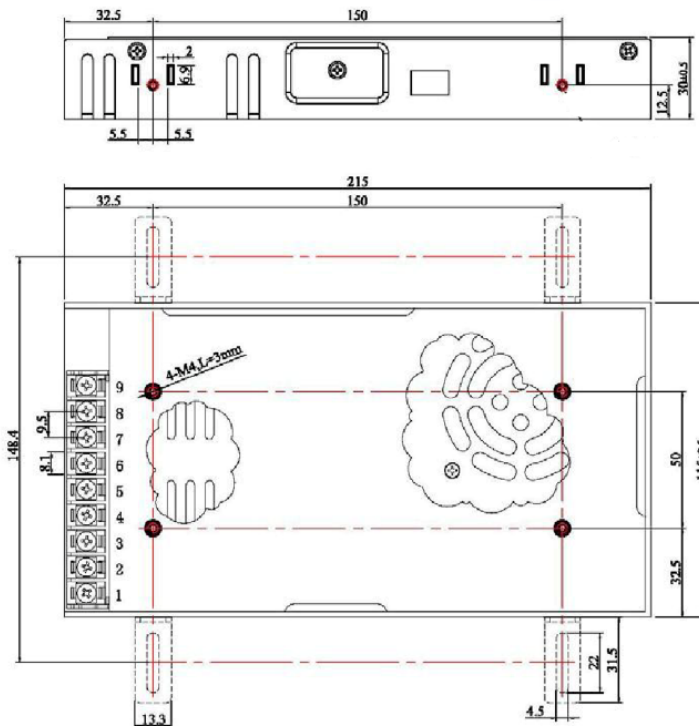
Notes:

1. In order to extend the service life, it is recommended to leave 30% more allowance when loading. For example, if the equipment needs 100W power, please choose the power supply over 130W.
2. Ripple & noise are measured at 20MHz of bandwidth by using a 12" twisted pair-wire terminated with a 0.1uf & 47uf parallel capacitor.
3. All parameters NOT specially mentioned are measured at 230VAC input, rated load and 25°C of ambient temperature.
4. The auxiliary heat dissipation of aluminium plate with an area of 400 * 400 * 3mm must be used when full load working.
5. The power supply is considered a component which will be installed into a final equipment. The final equipment must be re-confirmed that it still meets EMC directives. All our EMC tests are carried out by mounting samples on metal plates.

Derating Curve

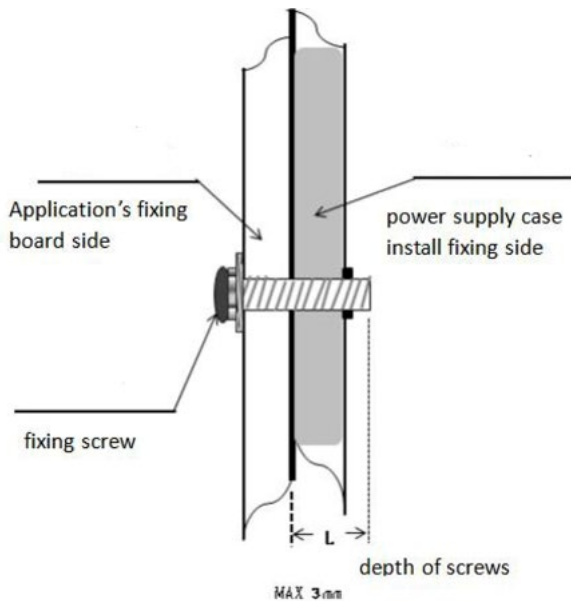


Dimensions and Recommended Layout



1	AC/L
2	AC/N
3	PG Ⓢ
4	DC OUTPUT -V
5	DC OUTPUT -V
6	DC OUTPUT -V
7	DC OUTPUT +V
8	DC OUTPUT +V
9	DC OUTPUT +V

Installation Guide



Warning

1. Use mounting screws by M3*6mm
2. Max depth of screws into housing is 3mm
3. Right picture with more details.

Use instructions :

1. Please follow the installation instructions when use the power supply.
2. Before power on test run after installation, please check and proofread the wiring on each terminal, make sure that the input and output, AC and DC, positive and negative, voltage and current values are correct, prevent the occurrence of wrong connection, and avoid damaging the power supply and user equipment.
3. Before power on, please use a multi meter to measure whether the live wire, zero wire and ground wire are short circuited, and whether the output terminal is short circuited; it is better to start without load when power on.
4. Do not exceed the nominal value of the power supply when using, so as not to affect the reliability of the product. If you need to change the output parameters of the power supply, please consult our technical department before using.
5. In order to ensure the safety of use and reduce interference, please ensure that the grounding terminal is reliably grounded (ground wire please thicker than AWG18) .
6. If the power supply fails, please do not repair it without permission. Please contact us on +44 (0) 1733 309865.

Transport and storage :

1. Transport : The package is suitable for shipping by automobiles, ships, airs, trains, etc. During transportation, it shall be rain proof, loaded and unloaded gently.
2. Storage : When the product is not in use, it shall be placed in the packing box. The storage environment temperature and relative humidity shall meet the requirements of the product. No corrosive gas or product in the warehouse, and no strong mechanical vibration, impact and strong magnetic field. The packing box shall be padded at least 20cm above the ground, and not be soaked. If the storage time is too long (more than 1 year), it shall be rechecked by professionals before use.